

Unleash a more predictively productive future.

A majority of production print service providers (PSPs) identify decreasing production costs and increasing efficiency as top strategic imperatives. But how do you know what needs to be improved to best achieve these goals? It comes down to accessing the right fleet performance data, which can be a cumbersome—and endless—task when done manually.

79%

of PSPs list rising costs as
a top business challenge

Only
43%

of PSPs own a commercial
intelligence dashboard

20%

use homegrown or
spreadsheet-driven solutions

Seeing is achieving: transform your fleet performance.

Xerox FreeFlow Vision and Vision Connect unlock the real-time data you need to monitor, manage, measure—and control—your entire fleet. They provide performance metrics and operational insights that illuminate the hidden trouble spots that may be holding your business back. Monitor and measure key performance indicators (KPIs), drill down into the data with easy-to-use dashboards and even export the data to your external systems. Add mobile alerts and notifications, predictive analytics and portability, and get a direct view to fleet performance anytime, anywhere.

See your way to better productivity and profit with instant insights into operational data:



Live
Dashboards



Single or
Multi-Location



Fleet Analytics
+ Reporting



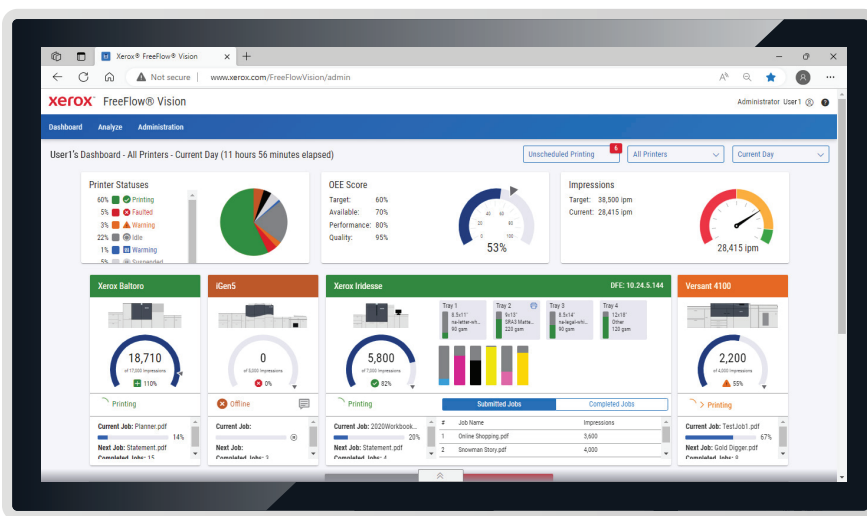
Real-Time
Alerts



Predictive
Intelligence

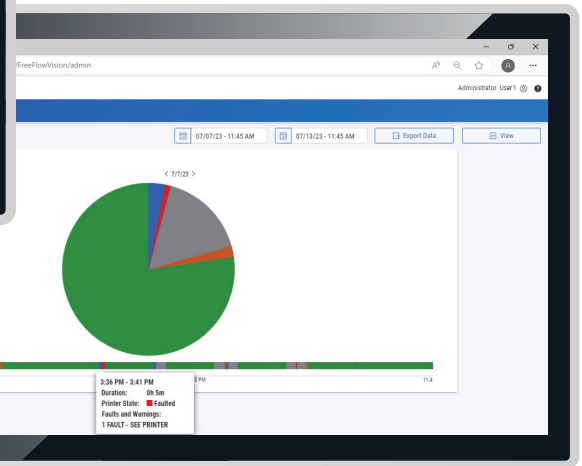
Get real-time performance data, exactly how you need it.

FreeFlow® Vision helps in-network operations get the data they need to improve productivity and hit KPIs. It's easy, automated and dashboard-driven, providing breakthrough visibility to Overall Equipment Effectiveness (OEE).



WORK SMARTER

- Monitor and measure vital print operation data, in real time
- Make more informed decisions about press availability and performance
- Create customized reports



Both solutions help operators boost efficiency and productivity...



MONITOR IN REAL TIME

- Get an instant view of fleet status via highly intuitive, customizable interfaces that visualize performance data in real time



MEASURE PERFORMANCE INSTANTLY

- Instant insight into KPIs—by shift, day, week, month, quarter and year

ALWAYS ON

Vision and Vision Connect run when you do, collecting data across your fleet using powerful automation that lets you benchmark performance against goals, then adjust if needed.



ALWAYS ACCESSIBLE

Highly visual, web-based dashboards are accessible across devices so you can see key metrics and alerts in the way that works best for you—and your operation.

ALWAYS TEAM PLAYERS

Vision and Vision Connect are built on SNMP, an industry-standard protocol for digital printers and presses, making Vision and Vision Connect ideal for mixed fleets.*

FreeFlow® Vision Connect unleashes the power of the cloud to give multi-network/location operations instant access to operational data and alerts—from across the room, across town or around the globe.



SECURE YOUR USER ENVIRONMENT

- Each instance of Vision Connect is private and secure
- Only invited users can see client data
- Access to features is determined by user level

MANAGE FLEETS ANYWHERE—FROM ANYWHERE

- Get real-time notifications about press state and consumables on any mobile device
- Operators can respond quickly to keep production flowing
- No app to download
- Integrated with the Easy Vitals Feature for real-time data and alerts related to press temperature, humidity and other parameters

...and unlock new opportunities for operational improvement:



MANAGE BETTER OUTCOMES

- Make more intelligent decisions based on historical tracking and comparisons with customizable dates—use data drill-downs for more granular insights
- Analyze your print jobs at the shop level—sort information and create customized reports
- Export data easily to integrate with MIS, ERP, scheduling and other solutions



IMPROVE EFFICIENCY AND ROI

- Use actionable intelligence to evaluate and improve the effectiveness of production processes
- Ensure every press is used to its full potential, maximizing investments

* Contact your Xerox Representative for a full list of supported devices.

Two options. Unlimited potential.

Choose the solution that best fits your needs, and start seeing your way to greater productivity and profit.

		Vision	Vision Connect
Analytics	Production Dashboard “Live”	•	•
	Analytics	•	•
	Accounting, Demographics	•	•
	Overall Equipment Effectiveness	•	
	Easy Vitals/Environmental	•	•
Interactive	Access Anywhere		•
	Mobile and Alerts		•
Support	License Printers	Unlimited printers	25 printers [†]
	Number of Users	Unlimited	Unlimited
	License Type	Perpetual	Term
	Devices Supported	Xerox Production, limited non-Xerox*	Xerox Production*
	Hosting	Client’s on-site server	Multitenant private cloud
	Data	Local, within the client’s environment	Securely in the Cloud
	Global, EU, GDPR Support		•

* Please see latest support list in CED. New models are added each month.

† Additional devices can be added with extra licenses.

Our Fleet Management Solutions help any operation unlock better fleet performance:

COMMERCIAL PRINTERS

Overcome labor shortages:

Real-time mobile alerts and notifications make it easier to keep presses up and running with fewer staff, while predictive analytics take the guesswork out of ordering consumables like paper, toner and user-reparable parts.

IN-PLANT OPERATIONS

Overcome doubts:

In-plants constantly need to prove their value in order to keep or secure funding for expansion of equipment or headcount. Tracking KPIs and keeping a real-time remote “eye” on operations can enhance the ability to manage and grow ROI.

FRANCHISES

Overcome distance:

Visibility into a specific franchisee’s performance can drive better business decisions, while individual franchise owners—typically carrying a higher investment risk—can use real-time dashboards and analytics to stay on top of business even when they can’t be on-site.

Contact your Xerox Representative or visit xerox.com/vision to learn more.