

Bring all your print data together, and put it to work.



MPS ADVANCED ANALYTICS FOR ENTERPRISES THAT USE XEROX® MANAGED PRINT SERVICES

xerox™

What if you could turn your print data into opportunity?

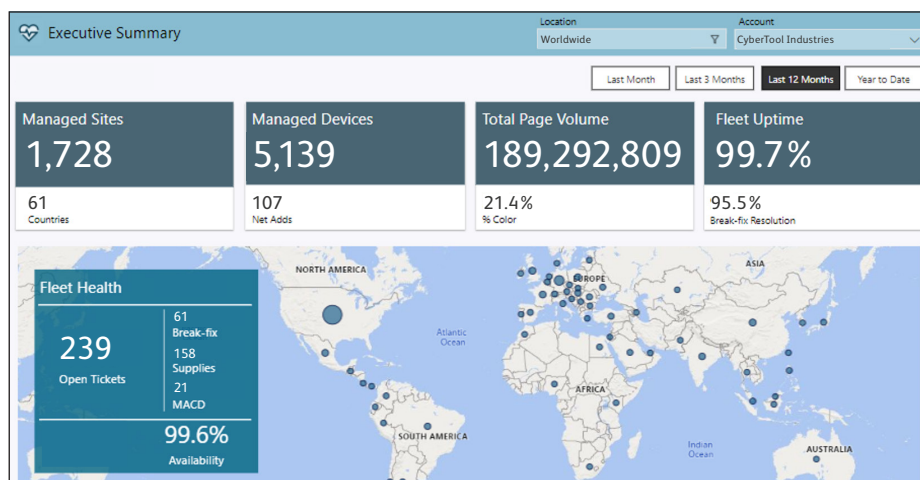
The workplace is evolving by the day, putting increased pressure on organisations to stay agile. To keep pace, they need timely information to respond with speed, clarity and confidence. And they need it all in one place – global monitoring in a single pane-of-glass view. Is that too much to ask for? Not with MPS Advanced Analytics for enterprises that use Xerox® Managed Print Services.

GET MORE OUT OF YOUR DATA

Take a deep dive into valuable print, scan and fax data and turn it into actionable insights.

Your print infrastructure is a rich source of information about how your organisation operates, and understanding its full scope can reveal key opportunities for making it all work even better. By continuously monitoring thousands of data points, including users, printers, scanning, alerts and workflows, MPS Advanced Analytics uses AI to deliver the visibility and insights needed to help make your organisation more efficient, secure and productive. And it does it all in a single, consolidated view that captures global data and presents it in clear, useful visualisations.

- Only Xerox provides this through an immediate, always-on, self-service experience that's organised around specific functions within your organisation.
- Spend less time searching for data scattered across your print environment and more time acting on it with a single tool that brings it all together in vivid detail.
- No learning curve – the intuitive, self-service platform is simple to navigate with the ability to get to the information you need in three clicks or less.
- Global monitoring of your print and scan environment, including non-Xerox devices, gives you the power to drill down into data with precision and to identify usage trends, process improvements, paper-intensive output, security risks¹, usage irregularities², inefficiencies, sustainability metrics and more.



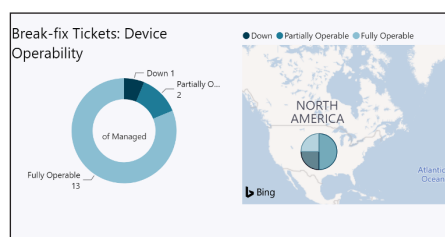
Immediate access to a consolidated view of valuable print data.

Functional views organise relevant information, making your job easier by providing the data that matters most.

SITE MANAGEMENT

Monitor the health of your fleet.

Get immediate access to insights on the health of your entire print fleet, including asset metrics and operational volume – all of which can be used to drive efficiency and identify opportunities for improvement.



Monitor break-fix tickets of your entire fleet and make informed decisions faster.

Fleet Health

- Understand the current state of the fleet, including device availability, device connectivity and service tickets.
- Drill down to the device level for real-time device information and directly access the Fleet Management Portal to take action.
- Quickly identify impacted locations and address issues in minutes, not hours or days.

Asset Metrics

- Review information about both managed and unmanaged devices, including demographics such as make, model, capabilities and network connectivity.
- Visualisations take the guesswork out of identifying opportunities to boost productivity down to the user level.

Operational Volume

- Evaluate operational volume trends with daily and monthly print metrics, such as total, colour, two-sided and more.
- Anticipate output needs and the impact of recent changes by device and location, to fine-tune for best results.

BUSINESS AND FINANCIAL

Gain a thorough understanding of print behaviour.

Get insights on users, workflows and service history – all of which can be used to help your organisation reduce costs, get more done and maximise ROI.

User Analytics²

- Zero in on specific user information, including who, what, when and where for print, scan and fax usage and compare to goals or expectations.
- Identify workflow automation opportunities by user, account, code or departments to improve productivity and reduce costs.
- Measure compliance against print policies.

Service History

- Review historical service tickets at the corporate, region, country or site level.
- Identify opportunities to improve service as needed.

INFORMATION SECURITY

Improve security at every data point.

Stay up to speed and protect your data in a number of ways. Intuitive data visualisations make it easy to identify risks and respond to them immediately, providing greater control.

Security Analytics¹

- Real-time compliance reporting for printer firmware, password, data protection and protocol settings.
- Pinpoint details such as after-hours printing and enforce policies right from the dashboard.

User Analytics²

- Inspect user information for usage irregularities, including who, what, when and where for print, scan and fax usage and compare to goals or expectations.
- Measure adherence to and efficacy of existing security policies.

SUSTAINABILITY

Encourage responsible print habits at the user level.

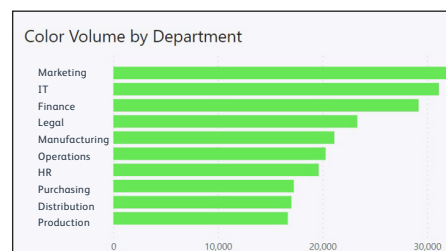
See the impact of your organisation's sustainability efforts in a single dashboard that makes it simple to get the big picture and zoom into the details.

Sustainability Metrics

- See the impact of important sustainability metrics such as paper, water, CO₂, energy, equivalencies and even the number of trees impacted.
- Identify how your organisation's printing practices support your corporate sustainability goals and initiatives, and implement changes as needed.
- Measure against sustainability policies.

User Analytics²


Identify workflow automation opportunities by user, account, code or department to reduce your ecological footprint.



Visualise how each department ranks versus its peers for colour usage, scan volume and more.

XEROX MANAGED PRINT SERVICES

Xerox Managed Print Services is a secure, streamlined way to improve the way people and technology work together. With its world-class combination of analytics, workflow automation, content management, security solutions and print infrastructure optimisation, it drives digital transformation so you can work more efficiently, empower your employees and safeguard your data.



¹ Requires Xerox® Printer Security Audit Services
² User Analytics requires a print management tool

Ready to get more from your data?

By providing all the timely, global insights you need in one place, MPS Advanced Analytics delivers the transparency needed to stay responsive.



SEE IT, SAVE IT, SHARE IT, SOLVE IT

Drill down into the details.

Gain perspective with a big picture, "cruising altitude" view of the highest levels of information and the ability to drill into the deepest, most specific details, like device, ticket, job and more.

Bookmarks

Save a viewed state for quick, easy access at a later time. Build out common insights and analytics that you'd like to review and immediately jump to those filtered states.

Advance with analytics.

Data is knowledge, knowledge is power, and your print infrastructure is full of potential. Tap into it with MPS Advanced Analytics and transform the way you work. Achieve greater control over your printing today and plan for whatever's next.

Learn more at www.xerox.co.uk/en-gb/services/managed-print.

Subscribe

Never miss an insight. Set up an automated email that sends a snapshot of a screen or dashboard at an interval of your choice.

Export

Save analytics to a PowerPoint file for easy sharing and collaboration. Do even more with your data by exporting it to XLS or CSV files. Similarly, dashboard views can be exported as PDF or PPT files.

Chat in Microsoft Teams

Create a URL to share with colleagues within your corporate Teams account.